

# Revolution 54 Plus

## Product Data Sheet



PurOptima®







## Product facts

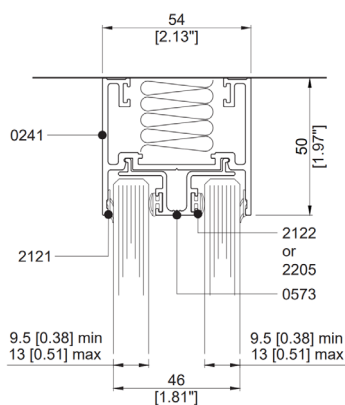
- Minimal single or double glazed system
- Dry jointed and fully demountable
- High-quality, low-carbon aluminum framework
- Fully integrates with PurOptima 117 Plus system
- Numerous door options
- Manufactured at PurOptima's UK factory and fabricated in North America

## Acoustics

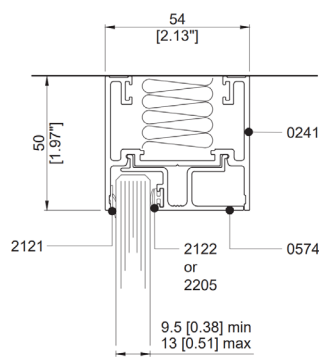
- Maximum tested acoustic rating of up to STC 48 using 2 panes of 12.8mm (0.5") acoustic laminated glass

## Deflection

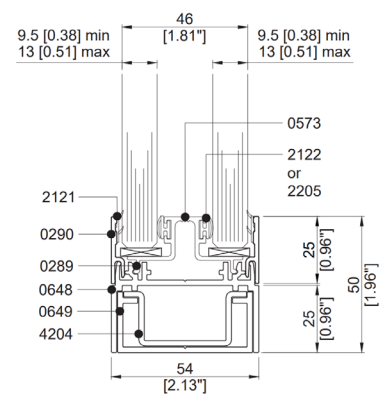
- Can accommodate up to  $\pm 40\text{mm}$  (1.57") deflection



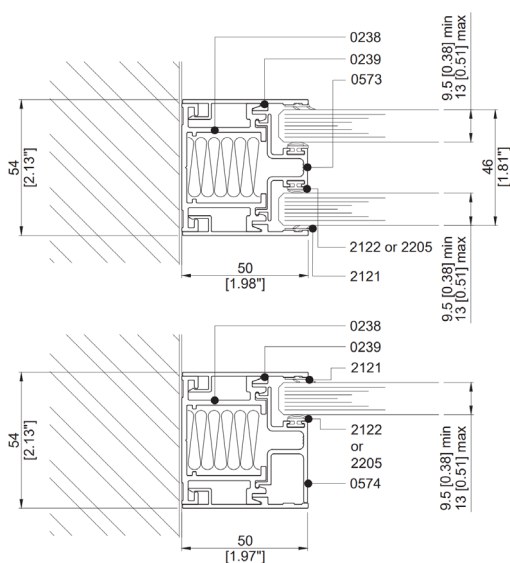
**FIXED HEAD TRACK 50mm [1.97\"]  
DOUBLE GLAZED**



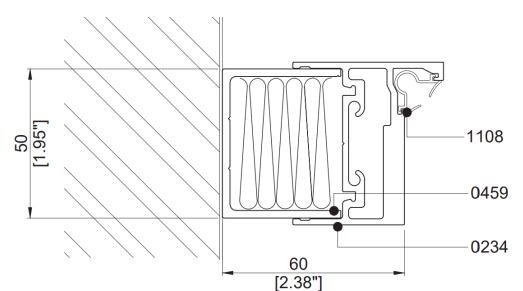
**FIXED HEAD TRACK 50mm [1.97\"]  
OFFSET SINGLE GLAZED**



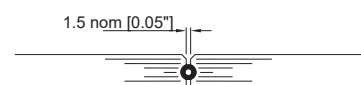
**DOUBLE GLAZED FLOOR TRACK  
MINIMUM HEIGHT ADJUSTMENT**



**DOUBLE GLAZED  
50mm [1.97\"] WALL ABUTMENT  
WITH BASE CHANNEL  
PROFILE AND GLAZING BEAD**



**WALL ABUTMENT SPACER  
49.5mm [1.94\"] WITH D450  
DOOR FRAME**



**Nebula Patented Butt-Joint - All Glass Types**

## Product overview

<b>System type</b>	Single glazed (centrally and offset) and double glazed
<b>Head detail</b>	Standard aluminum head channels available in 25mm (0.98") or 50mm (1.96") deep
<b>Base detail</b>	Standard aluminum base channels available in 25mm (0.98") or 50mm (1.96") deep
<b>Deflection head options</b>	2-part external deflection heads: ±25mm (0.98") - 94mm (3.54") deep aluminum channel ±40mm (1.57") - 140mm (5.51") deep aluminum channel
<b>Door head detail</b>	Head clip available for each glazing channel to accept door leaf
<b>Door options</b>	Compatible with Axile Clarity, Edge Symmetry, Edge Affinity, 44mm (1.73")/54mm (2.12") thick timber door
<b>Glass thickness</b>	12.8mm (0.5") thick glass available as standard, subject to panel width, height and acoustic rating
<b>Maximum screen height</b>	3000mm (118.11") subject to build configuration and access into building using 12.8mm (0.5") acoustic laminated glass. Please speak to our Technical Team for advice.
<b>Glass to glass joint options</b>	Nebula®, aluminum, ghost and taped dry joints available
<b>Acoustic rating</b>	Up to STC 48

## Product Comparison

Partition/ Wall Range	Acoustics STC up to max value	Single/ Double Glazed		Head Track/Floor Track					Deflection head options ±25mm (0.98")/40mm (1.57")	
		Single	Double	25mm (0.98") Depth	50mm (1.96") Depth	25mm (0.98") Width	36mm (1.41") Width	40mm (1.57") Width	Internal	External
Revolution 100, PurOptima Adaptable Wall & Shoreditch Edition	STC 53	✓	✓	✓	✓				✓	✓
Revolution 54 Plus & Shoreditch Edition	STC 48	✓	✓	✓	✓					✓
PurOptima 117 Plus & Shoreditch Edition	STC 40	✓		✓	✓	✓	✓	✓	✓	✓

Range of RAL colors and special paint finishes, powder coated or anodized

Door Range	Acoustics STC up to max value	Single/Double Glazed		Swing or sliding		Compatible with		
		Single	Double	Swing	Sliding	PurOptima 117 Plus	Revolution 54 Plus	Revolution 100
Kinetic Series	STC 36	✓			✓	✓	✓	
Axile Series	STC 30	✓		✓		✓		
Edge Series	STC 42	✓	✓	✓		✓	✓	✓
Elite Series	STC 45		✓	✓	✓			✓
Timber Doors	STC 38		n/a	✓		✓	✓	✓

Range of RAL colors and special paint finishes, powder coated or anodized

Range of door hardware including pull/lever handles, locks and hinges

# PurOptima®