

# PurOptima 117 Plus

## Product Data Sheet



PurOptima®





## Product facts

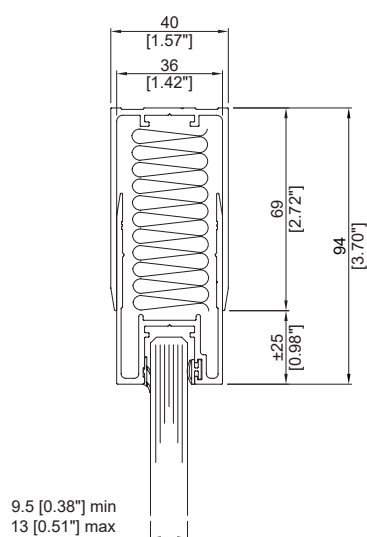
- Minimal single glazed system
- Dry jointed and fully demountable
- High-quality, low-carbon aluminum framework
- Fully integrates with Revolution 54 Plus and Revolution 100 systems
- Numerous door options
- Manufactured at PurOptima's UK factory and fabricated in North America

## Acoustics

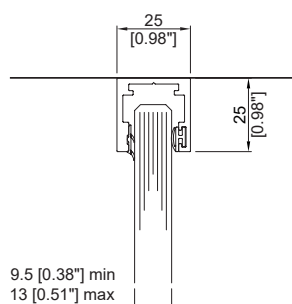
- Maximum tested acoustic rating of STC 40 using 12.8mm (0.5") acoustic laminated glass

## Deflection

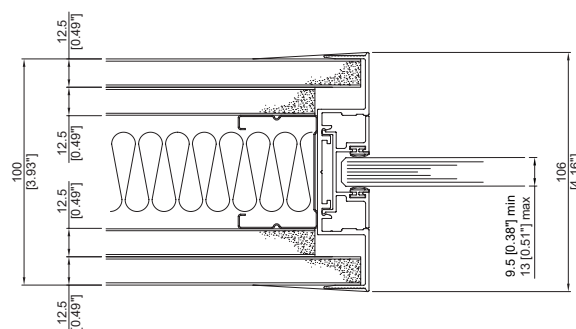
- Can accommodate up to  $\pm 40\text{mm}$  (1.57") deflection



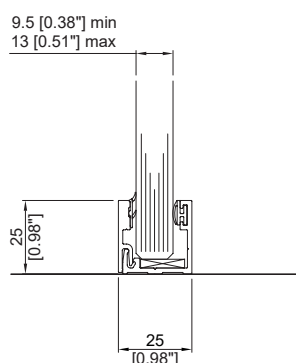
**SINGLE GLAZED HEAD TRACK  
WITH EXTERNAL UPPER CHANNEL  
± 25 [0.98\"] DEFLECTION**



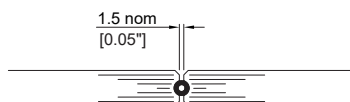
**SINGLE GLAZED HEAD TRACK  
25mm [0.98\"] x 25mm [0.98\"]**



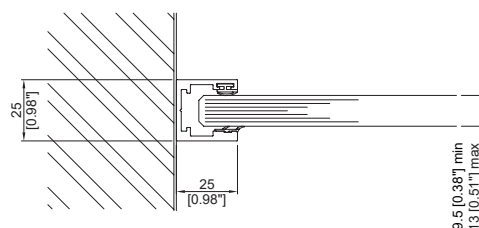
**TAPE BONDED  
SINGLE GLAZED, 100mm [3.93\"] DOUBLE BOARDED**



**SINGLE GLAZED FLOOR TRACK  
25mm [0.98\"] x 25mm [0.98\"] WITH GLAZING BEAD**



**Nebula Patented Butt-Joint  
-12.8mm [0.50\"] & 14.3mm [0.56\"] glass**



**SINGLE GLAZED  
25mm [0.98\"] x 25mm [0.98\"]  
WALL ABUTMENT**

## Product overview

<b>System type</b>	Single glazed
<b>Head detail</b>	Standard aluminium head channels available in 25mm (0.98"), 36mm (1.41") and 40mm (1.57") widths; 25mm (0.98") or 50mm (1.962) deep
<b>Base detail</b>	Standard aluminum base channels available in 25mm (0.98"), 36mm (1.41") and 40mm (1.57") widths; 25mm (0.98") or 50mm (1.962) deep, 25mm (0.98") x 12mm (0.47") aluminium floor angles also available
<b>Deflection head options</b>	2-part internal deflection heads: ±25mm (0.98") - 90mm (3.54") deep aluminum channel ±40mm (1.57") - 135mm (5.31") deep aluminum channel 2-part external deflection heads: ±25mm (0.98") - 94mm (3.70") deep aluminum channel ±40mm (1.57") - 140mm (5.51") deep aluminum channel
<b>Door head detail</b>	Head clip available for each glazing channel to accept door leaf
<b>Door options</b>	Compatible with Axile Pulse, Axile Clarity, Edge Symmetry, Edge Affinity, 44mm (1.73")/54mm (2.12") thick timber door
<b>Glass thickness</b>	12.8mm (0.5") thick glass available as standard, subject to panel width, height and acoustic rating
<b>Maximum screen height</b>	3000mm (118.11") subject to build configuration and access into building using 12.8mm (0.5") acoustic laminated glass. Please speak to our Technical Team for advice.
<b>Glass to glass joint options</b>	Nebula®, aluminum, ghost and taped dry joints available
<b>Acoustic rating</b>	STC 40 - 12.8mm (0.5") acoustic laminated glass. Test certificates available upon request.

## Product Comparison

Partition/ Wall Range	Acoustics STC up to max value	Single/ Double Glazed		Head Track/Floor Track					Deflection head options ±25mm (0.98")/40mm (1.57")	
		Single	Double	25mm (0.98") Depth	50mm (1.96") Depth	25mm (0.98") Width	36mm (1.41") Width	40mm (1.57") Width	Internal	External
Revolution 100, PurOptima Adaptable Wall & Shoreditch Edition	STC 53	✓	✓	✓	✓				✓	✓
Revolution 54 Plus & Shoreditch Edition	STC 48	✓	✓	✓	✓					✓
PurOptima 117 Plus & Shoreditch Edition	STC 40	✓		✓	✓	✓	✓	✓	✓	✓

Range of RAL colors and special paint finishes, powder coated or anodized

Door Range	Acoustics STC up to max value	Single/Double Glazed		Swing or sliding		Compatible with		
		Single	Double	Swing	Sliding	PurOptima 117 Plus	Revolution 54 Plus	Revolution 100
Kinetic Series	STC 36	✓			✓	✓	✓	
Axile Series	STC 30	✓		✓		✓		
Edge Series	STC 42	✓	✓	✓		✓	✓	✓
Elite Series	STC 45		✓	✓	✓			✓
Timber Doors	STC 38			✓		✓	✓	✓

Range of RAL colors and special paint finishes, powder coated or anodized  
Range of door hardware including pull/lever handles, locks and hinges

# PurOptima®