

ClearThinking

Leading the way in glass partitioning systems

Optima

Contents

About us	3
The future of our business	4-5
Case study Bisset Adams	6
Case study AECOM	7
Case study BC Noho	8
Case study GAM	9
Products	12-25
Finishes	26
Our journey to Net Zero Carbon	27
Environment	27
Health, Safety & Quality	27
CSR & Sustainability	27

Contact

T. +44 1494 492600
E. Action@OptimaSystems.com
W. OptimaSystems.com

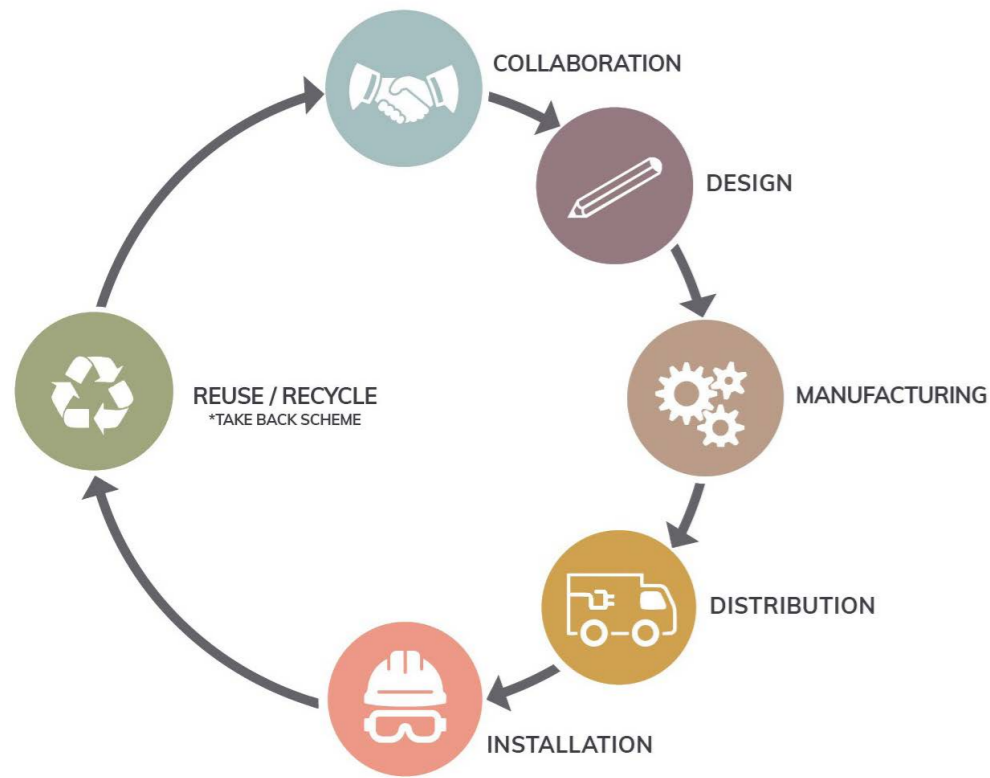
About us

Optima is an international leader in glass partitioning systems.

We have manufacturing facilities in the UK and Kuala Lumpur and over 30 years' experience in the glass partitioning industry. We pride ourselves on offering exceptional service and beautifully designed glass partitions and doors which exude quality in every region we operate in. We are wholly dedicated to helping our clients create effective and innovative workspaces in some of the world's most iconic buildings.

All of our systems are designed, manufactured and installed with care, precision and expertise to create a truly special environment.

The future of our business



Collaboration | At this stage your ideas begin to form and we can advise on technical aspects. Our mission is to facilitate the successful completion and delivery of your project.

Design | We have a reputation for designing products that have a purpose and deliver exceptional results. They're visually and technically impressive, offering remarkable performance and functionality. Access all the design resources you require such as CAD and BIM files. Call on us for design advice where custom design drawings are needed. Our experienced team of designers are ready to work with you to see your projects come to life.

Manufacturing | As a world-leading glass partition manufacturer, innovation is one of our core values. We design and manufacture our premium, award-winning range of products at our five-acre site in Bath. Teams of dedicated technical designers, product specialists and support staff work locally or regionally to support projects.

Distribution | All our UK projects are designed and manufactured in the UK and delivered by our national delivery service.

Installation | Our products are Project Managed and Installed by our locally based teams. Seeing a beautiful completed project is always satisfying but in a flexible working environment that's never the end. We provide alterations and maintenance for any changes that are required as your needs change

Reuse/Recycle | Now more than ever we understand the importance of developing products and processes which encourage product reusability, minimise material resources and ultimately reduce our impact on the environment around us. The Take Back to Give Back Scheme is a brand-new initiative we have designed to support our clients as well as giving us full control over the entire lifecycle of our products. We are now offering a full Take Back Scheme for any Optima installed products. We will safely demount our products, separate them into principal material components, and return them to our UK manufacturing facility.

Why are acoustics important?

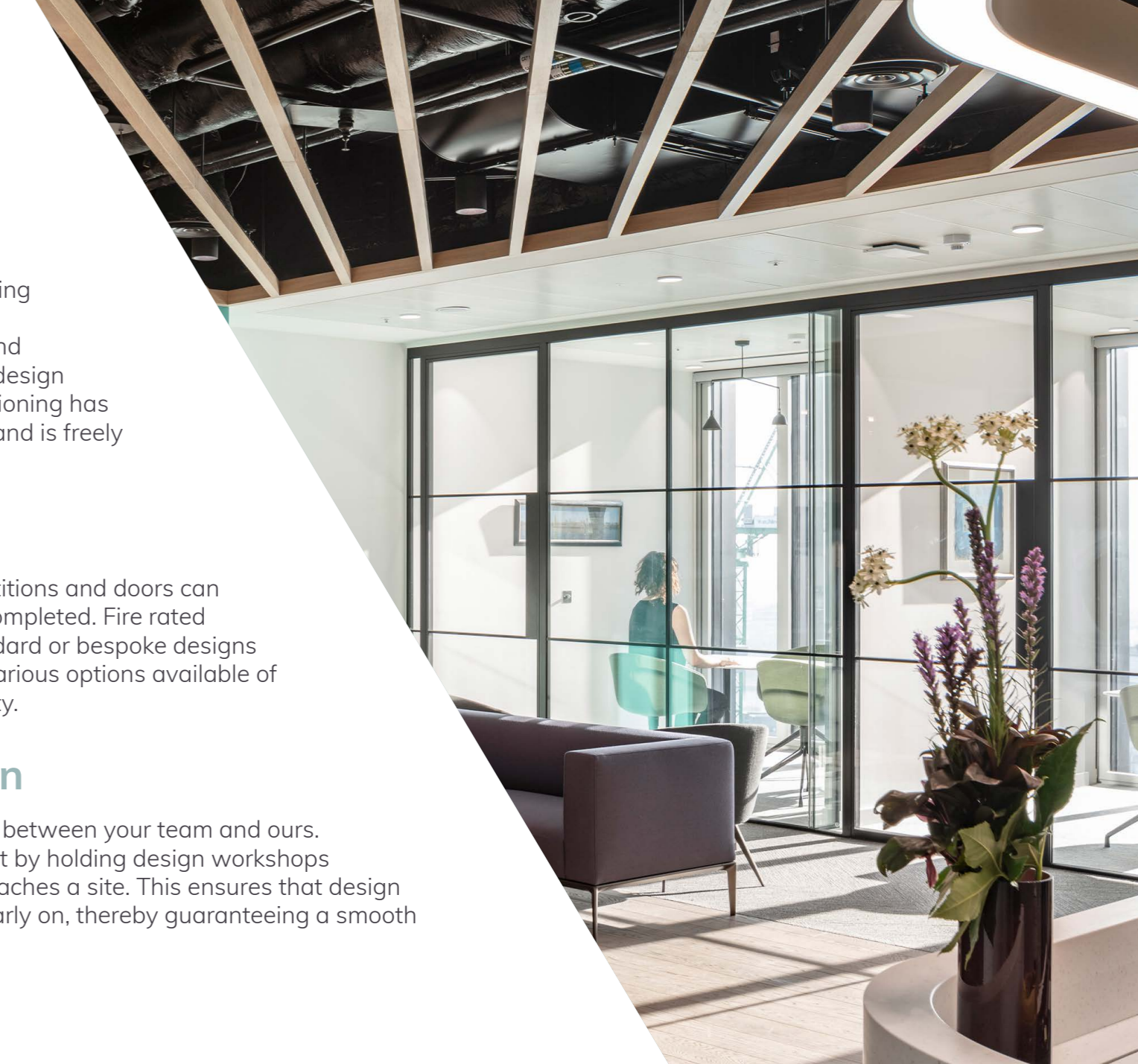
Comfortable acoustics can make a working environment more effective and play an important role in employee well-being and efficiency. Our expertise in the effective design and installation of acoustic glazed partitioning has proved key to many successful projects and is freely available as part of our service.

Fire rated expertise

Our expertise in providing fire-rated partitions and doors can be seen in the many projects we have completed. Fire rated partitions blend in seamlessly with standard or bespoke designs whilst providing a vital difference with various options available of up to 120 minutes insulation and integrity.

Collaboration in design

We view each project as a collaboration between your team and ours. We actively encourage early involvement by holding design workshops with the project team before a project reaches a site. This ensures that design challenges are identified and resolved early on, thereby guaranteeing a smooth and seamless installation.



Case Study

Bisset Adams

The Cube Building, Wenlock Road, London N1 7GT
Architect: Bisset Adams
Main Contractor: Fit Out & Refurbishment Management

Creating their own bigger office space with a fresh design was the perfect opportunity for architects, Bisset Adams to show their personality and artistic flair. Together, along with Fit Out & Refurbishment Management, we have created an airy and fluid space that allows inspiration to grow.

“Optima were an integral part of my vision for our own unified space, creating an environment where we can continue to grow and thrive creatively.” - Iain Johnston, Director, Bisset Adams

Products Installed:

Revolution 100 double glazing

Optima 117 Plus

Elite Series doors



Case Study

AECOM

Levels 7, 8, 9, 10 and 16
Aldgate Tower, London
Architect: AECOM
Main Contractor: Overbury

When global engineering firm AECOM chose to consolidate more than 1,000 employees from across the City into its new office in Aldgate Tower, the big idea was to encourage interaction amongst staff and collaborative working across all departments, including Strategy, Design and Engineering.

Agile working was to be a key feature of the new culture, with 100% of all staff moving to this new workspace model. With an average of 150 visitors per day, both internal and external, this had to be a space that made an impression on staff and clients alike.

Products Installed:

Optima 117 Plus Shoreditch Edition single glazing

Optima 117 Plus single glazing

Edge Symmetry Shoreditch Edition single glazed doors



Case Study

BC Noho

30 Cleveland Street, London
Architect: **Barr Gazetas**
Main Contractor: **Interserve Construction, Paragon Division**

For BC Noho we manufactured a beautifully curved partition to serve as their central atrium glazing. This partition was created using high-performing 17.5mm partition glass.

The atrium glazing was required to fulfil a variety of functions, such as protecting against a one storey void. This is due to the curved system sitting on the first floor of the building. The grand aesthetic of this partition is apparent on entering the chic space. The clever design works in cohesion with the décor, matching the colour of the structural steel beams throughout the space.

Products Installed:

Revolution 54 Shoreditch Edition

Technishield 65 Shoreditch Edition partitions and doors

Curved Shoreditch Edition partition guarding using 17.5mm glass

Edge Affinity Shoreditch Edition double doors



Case Study

GAM

Finsbury Circus, London
Architect: **HLW**
Main Contractor: **BW: Workplace Experts**

We had the pleasure of installing partitions from the ground floor to the third floor across 45,000 sq ft.

Our design team began by creating glass partitions to accommodate the height given, specific to the ground floor. These Revolution 100 double glazed systems feature two layers of 16.8mm thick glass. The thickness of this glass was a design choice taken to support the 3.6m high partitions.

Products Installed:

Revolution 54 double glazing

Optima 117 Plus single glazing

Revolution 100 double glazing

Edge Symmetry doors

Timber Doors in timber frames

Timber Tech Panels



Modular

Adaptable Meeting Room (AMR)

Partitions

Optima 117 Plus
Revolution 100
Adaptable Wall
Revolution 54 Plus
Shoreditch Edition

Doors

Kinetic
Axile
Edge
Elite
Timber

Fire rated

Technishield range

Tech Panels

Easily integrate your technology

Bespoke

Every project is unique, see how we can bring your design to life

Our products



Adaptable Meeting Room

Acoustics: up to Rw41dB

This versatile freestanding meeting room is designed to fit into any space. The demountable workspaces offer a smart and adaptable solution to maximise the potential of your office. Our solutions promote a range of modern working methods, from collaborating, socialising or private working. The AMR can be put up, taken down or relocated quickly and professionally, to adapt to your changing office needs.

Acoustics: up to Rw40dB
Deflection head: +/- 25mm
or +/- 40mm

Optima 117 Plus is a timelessly elegant single glazed partition system which can be used to make beautiful private rooms out of open spaces. Minimal head and base channels and discreet glass to glass dry joints create the illusion of vast areas of unsupported glass.

Optima 117 Plus



Revolution 100

Acoustics: up to Rw52dB
Deflection head: +/- 25mm and +/- 40mm

Revolution 100 is a stunning dry jointed system which can be single or double glazed, allowing you to maintain the same visual appearance across a work space, whilst addressing varying acoustic requirements. In its single glazed form, the glazing is offset, with discreet glass to glass joints between the glazed panels.

Adaptable Wall



Acoustics: up to Rw51dB
Deflection head: +/- 25mm and +/- 40mm

Optima's AW system is designed to complement a standard installation of Optima Revolution 100 glazed partitions. This fully modular system utilises the same aluminium track but with a variety of solid panels in place of the glass. AW represents a real alternative to traditional drywall or plasterboard installations in commercial environments.

Revolution 54 Plus

Acoustics: up to Rw46dB
Deflection head: +/- 25mm
and +/- 40mm

The excellent acoustic performance, aesthetic appeal and adaptability of Revolution 54 make it one of our most popular systems. It can be single or double glazed and in its single glazed form the glazing can be offset or centred, to suit the desired aesthetic.



Acoustics: up to Rw52dB
Suitable for: Optima 117
Plus, Revolution 54 Plus,
Revolution 100

The Shoreditch Edition style can be applied to several of our systems and features a slimline aluminium framework. This is bonded to the glass, thereby retaining both the structural stability and acoustic performance of the glass partition, whilst at the same time giving the appearance of cutting through the glass with dramatic effect.

Shoreditch Edition



Kinetic

Acoustics:
up to Rw36dB
(door plus screen)

Our series of sliding glass doors integrate flawlessly with Optima 117 Plus single glazing. They can be framed or frameless, to suit your acoustic and aesthetic requirements.



Axile

Acoustics: up
to Rw33dB

The glass doors within our Axile Series all feature a frameless glass door leaf. There are two door types within this family, to suit different aesthetic and acoustic requirements; Axile Pulse and Axile Clarity.



Edge

Acoustics: up to Rw42dB

Our Edge Series features striking framed glass doors, namely Edge Symmetry and Edge Affinity, along with Edge Flush, a stunning flush, frameless double glazed door leaf for use within any of the popular Microflush door frames across the Optima glazed partition range. Not only are these doors beautifully designed, but their acoustic performance is equal to that of timber doors.



Elite

Acoustics: up to Rw45dB

The Elite Series – featuring Elite Symmetry and Elite Affinity – is our striking range of framed acoustic glass doors. These 100mm thick glass doors have been designed exclusively for use within our Revolution 100 double glazed system.

Elite Aero, a pocket sliding door is an ideal space saving solution for modern office environments.

Timber doors and frames are supplied as complete door sets and are manufactured to meet your design intent, including split frames and rebated frames to match a flush fitting leaf.

Timber



Technishield range

Our sleek range of fire rated partitions and doors fit seamlessly into designs alongside our other systems. The Technishield range has been independently tested and certified to ensure it is safe, consistent and compliant with all relevant industry standards & regulations and is ultimately fit for purpose. Choose systems from E30 to EI120 fire ratings.





Tech Panels

Easily integrate your technology into the panel with all power and data requirements readily available.

Our range of standard Tech Panels guarantee continued high acoustic performance and are available in a selection of our beautiful finishes. Our Tech Panel range can be installed within all of our glass partitioning systems, with our most popular choices being Revolution 54 and Revolution 100.




Bespoke

We understand that every project is unique, each with its own vision and aspirations. Whilst we have an extensive range of standard products, we also understand that sometimes, a project requires something a little out of the ordinary. There may be a need for an exceptionally high acoustic or fire performance, or simply a desire to stand out from the crowd. This can be achieved with our bespoke glass partitions. At Optima, our talented team of designers have the ability, expertise and the desire to work with you to create a truly unique solution that meets your design brief. Our designers work closely with our manufacturing team at our facility in Bath to ensure that all aspects of product testing are thoroughly considered, and mock-ups and samples are produced if required. We are proud to have been involved in some incredible projects, where our bespoke glass partitions have helped to create stunning work environments.

Finishes

We have a wide selection of finishes that can be applied to any of our partitions and door frames. Find our mixture of colours and textures below, which introduce another dimension of individuality to any glass partition or door frame. In addition, bespoke finishes are also available on request.



Environment

We are proud to say that we are a responsible company and actively work to present innovative solutions to reduce the negative impact that our activities have on the environment. We continually seek to use the most environmentally sustainable products possible, whilst ensuring that we track our environmental impact.

- ISO 14001:2015
- Forest Stewardship Council (FSC)
- Supply Chain Sustainability School Gold member

Our journey to Net Zero Carbon

Optima acknowledge the UK declaration of a climate emergency. As a business, we truly believe we can make a difference and are fully behind our ambition to be operationally Net Zero Carbon by 2030. By taking brave and forward thinking actions we can play our part in delivering a sustainable future.

To find out more please visit our website:
optimasystems.com/net-zero-carbon-strategy/

Health, Safety & Quality

We are wholly committed to ensuring the health, safety and welfare of all our employees. As a full service provider designing, manufacturing and installing glass partitions and doors we recognise our responsibility towards others who may be effected by our activities. Our accreditations, awards, the quality standards we adhere to and the memberships we pursue all reflect our commitment to health, safety and quality.

- ISO 9001:2015
- ISO 45001:2018
- Achilles Building Confidence
- Contractors Health and Safety (CHAS)
- Safecontractor
- Royal Society for the Prevention of Accidents (RoSPA) Gold Award
- Considerate Constructors Scheme
- Constructionline Gold member

CSR & Sustainability

Our Corporate Social Responsibility (CSR) is reflected in our ethical approach to business. We are openly inclusive and respectful of our people, our customers and our communities. We operate in a team culture, collaborating and sharing knowledge to achieve the best results for our customers. Our responsibility extends to our local and wider communities. We respect and support these communities through events and charitable activities.

- Building Research Establishment Environmental Assessment Method (BREEAM)
- Leadership in Energy & Environmental Design (LEED)
- SKA rating
- WELL Building Standard
- Portico the Google Healthy Materials Tool

Optima

W. OptimaSystems.com | T. +44 1494 492600
E. Action@OptimaSystems.com

 [OptimaGroup](#)  [Optima Systems](#)  [@optima_glass](#)
 [Optima Systems](#)  [Optima Systems](#)